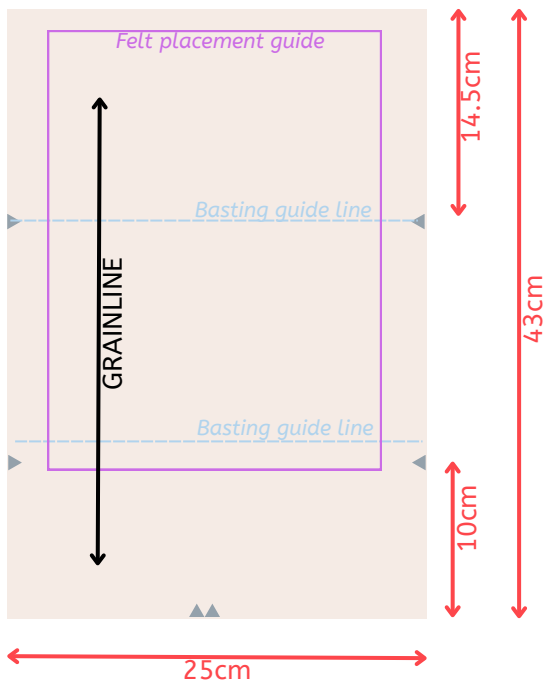



Creating the pattern

Handy fabric wallet

The wallet pattern is a simple rectangle, you can draft this simple pattern on a sheet of A3 paper, or mark it directly on the wrong side of your fabric.



THREAD DEN
WALLET
PATTERN PIECE 1/1

CUT 1 X FABRIC

SEAM ALLOWANCES
INCLUDED

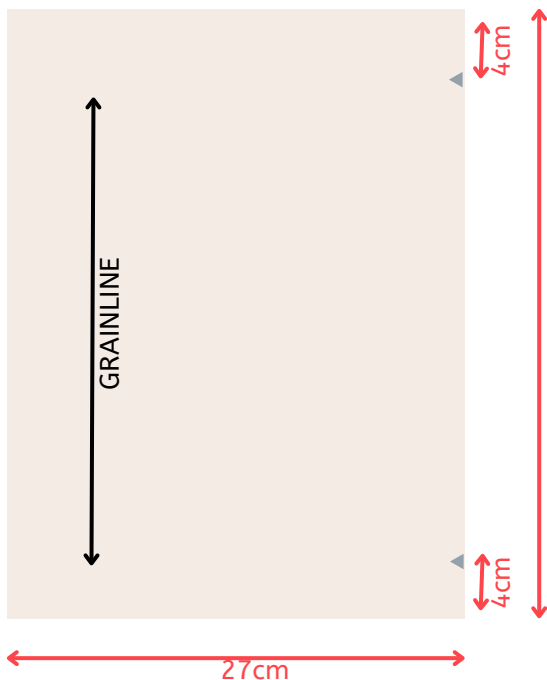
Drawing your pattern directly on the wrong side of your fabric would look like this:



Creating the pattern

Toiletries Case

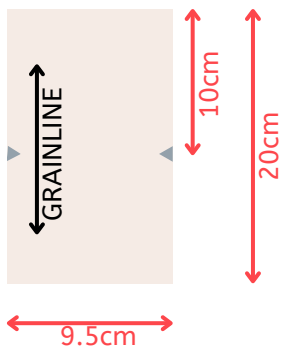
The toiletries case pattern is also made up of simple rectangles, you can draft this on a couple of sheets of A3 paper, or mark it directly on the wrong side of your fabric.



THREAD DEN
TOILETRIES CASE
BODY
PATTERN PIECE 1/2

CUT 2 X FABRIC
CUT 2 X INTERFACING

SEAM ALLOWANCES INCLUDED



THREAD DEN
TOILETRIES CASE
TAB
PATTERN PIECE 2/2

CUT 1 X CONTRAST FABRIC

SEAM ALLOWANCES INCLUDED